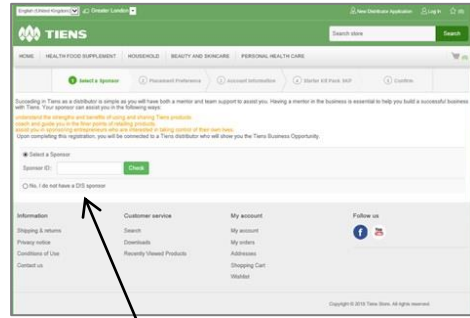


# How to Register Online

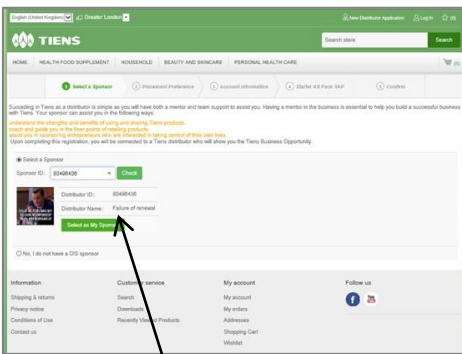
## UK Addresses Only



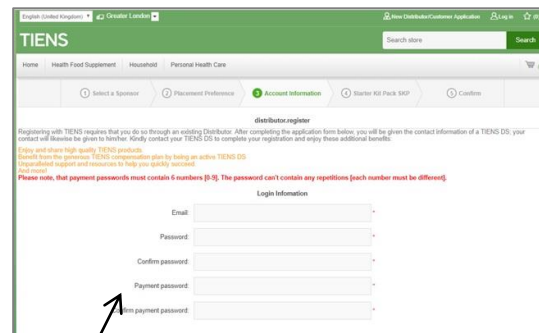
**Step 1:**  
[www.tiens.co.uk](http://www.tiens.co.uk)  
 Click on Join Us



**Step 2:**  
 Enter the Sponsor ID number you have been given



**Step 3:**  
 Click select as my Sponsor



**Step 4:**  
 Enter you email  
 Create Passwords  
 Payment Password must be 6 numbers only  
 Ie:123456

Personal User Company User

First name: \*

Last name: \*

Title: \*

Date of birth: Day \* Month \* Year \*

Co-applicant

Sex: \*

Phone: \*

Citizen ID: \*

Country: \*

Province/State: \*

City: \*

Address: \*

Address2: \*

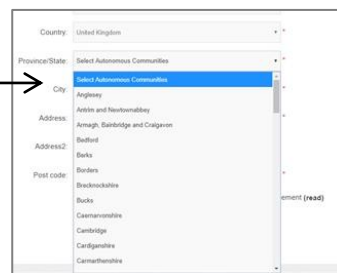
I agree with the terms of joining Tiens(Read)

Register

**Step 5:**  
 Enter your details



Choose UNITED KINGDOM



Choose Area

Bank Branch Name: \*

Country: \*

Province/State: \*

City: \*

Address: \*

Address2: \*

Post code: \*

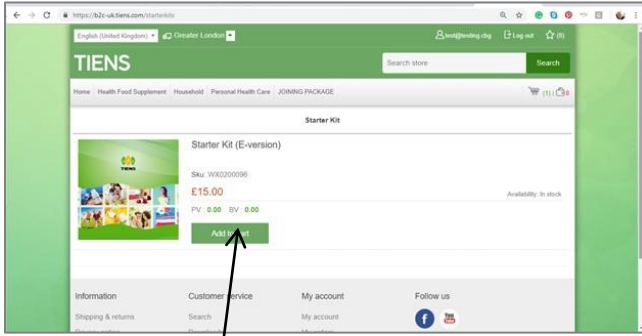
I have read and accept the Terms and Conditions of this Agreement (Read)

email registeremailsubscribe

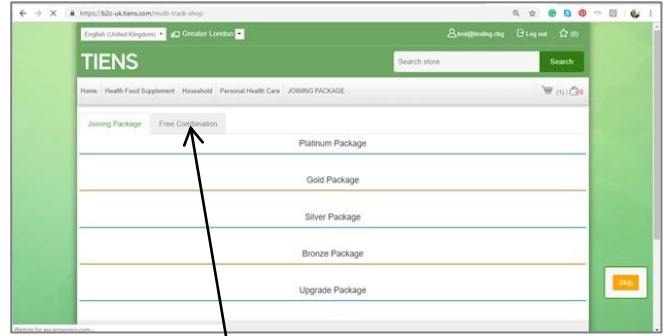
Register

**Step 6:**  
 Enter Address  
 Click on T&C  
 Subscribe to Emails  
 Click on Register

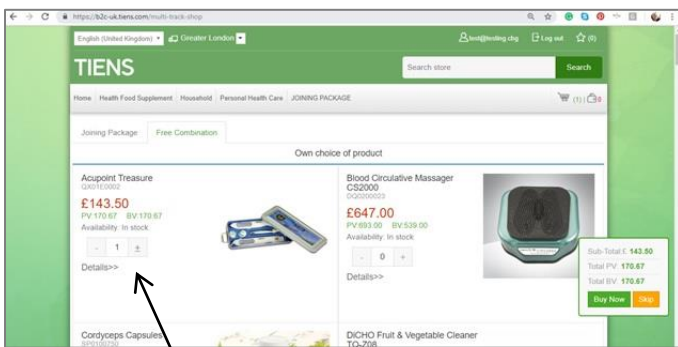
**Note:** All boxes with \* next to them must be filled in



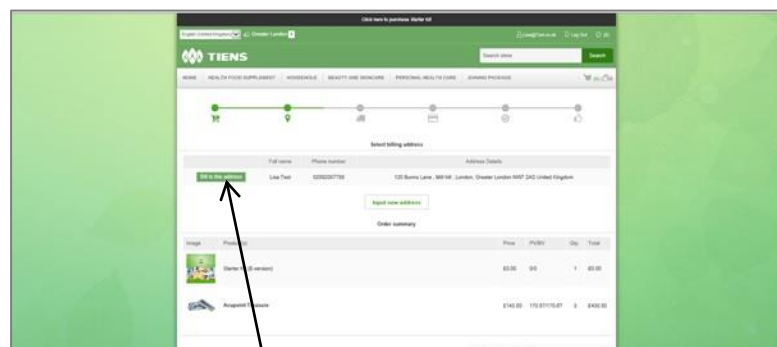
**Step 7:**  
Starter Kit  
Click on add to cart



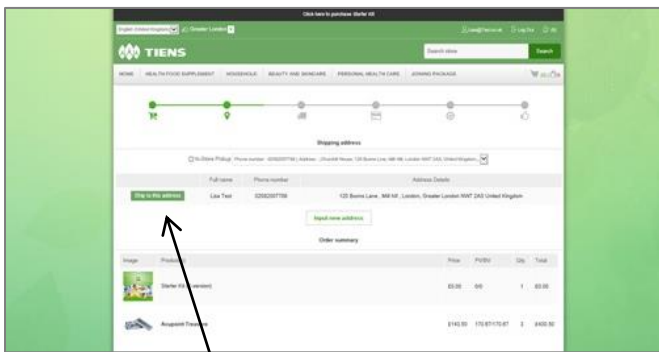
**Step 8:**  
Choose FREE Combination



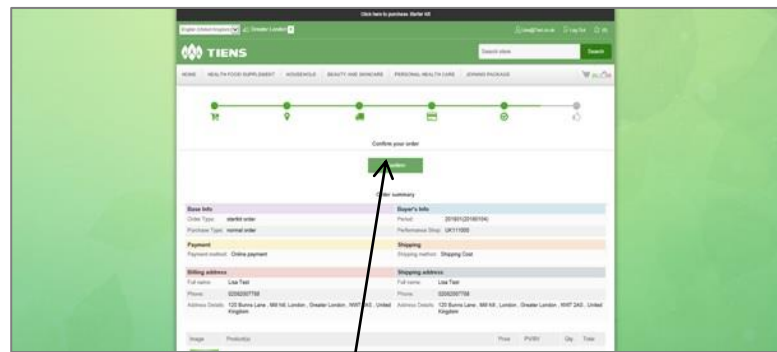
**Step 9:**  
Select products



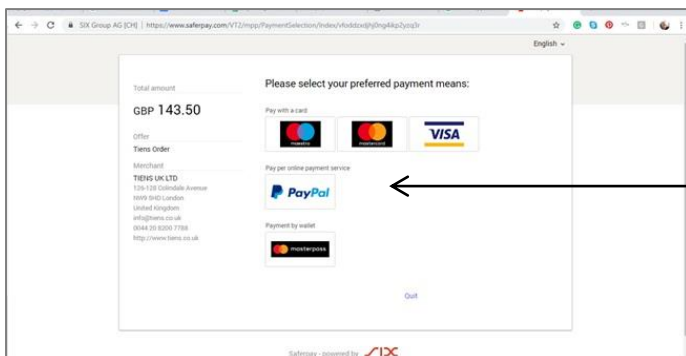
**Step 10:**  
Select Billing address



**Step 11:**  
Select Delivery address or Pick up from the Office



**Step 12:**  
Select Confirm



**Step 13:**  
Choose Payment Option